



ual: university
of the arts
london

UAL International
Summer School
for 16-18 year olds

Student Handbook 2017

3 week
6 Colleges
1 City

What's inside

3	UAL International Summer School Introduction
4	Programme Coordinator
6	Tutors
7	Project theme
9	Contextual References
10	International Summer School Structure
	Week 1 - Research
	Week 2 - Creative Workshops
	Week 3 - Creative Workshops
16	Timetable
19	Accommodation
20	Social Programme
21	Previous Social Representative Experience
22	Progression
23	Previous Summer School Student Experience
24	Travel Advice
	Sketch House to colleges

UAL International Summer School Introduction

The International Summer School offers students studying A Level, IB or equivalent, a unique opportunity to study in London and experience the rich cultural and social diversity the city has to offer.

You will be exposed to art, design and history within the context of London's urban environment, taking in the Tate Modern, the Victoria and Albert Museum and various sites along the South Bank.

Drawing is an important part of the course and essential to developing visual research skills, undertaken on off-site research visits and within the studio.

Informal discussions and studio critiques will be held with invited tutors, artists and practitioners. This will enable you to gain confidence in exchanging ideas and guide progression and development in your work.

The course is designed to give you an introduction to studying in an art school environment and is similar to the structure of an Art Foundation Diploma course. As in Foundation Studies this studio/location based course will help build your portfolio and develop the necessary knowledge and practical skills for an A Level, IB or equivalent submission. These skills include:

- Researching
- Observing
- Analysing
- New creative processes and methods
- Development of visual vocabulary
- Personal evaluation and reflection
- Group critique and evaluation
- Communication and interaction
- Studio language and terminology

Welcome note from the International Summer School Coordinator



Robert Green

Your stay in London is an opportunity for you to grow your creative confidence.

You will meet me every morning in order that I can introduce the day's setting and activities prior to travelling accompanied via public transport to the college studio sites.

You are encouraged to use London as your backdrop by visiting galleries, museums and exhibitions. I will also lead optional weekend trips to London's East End Markets and places of interest. Students build strong friendships on the Summer School and you will meet previous summer school students who are current UAL students or graduates.

Now is not the time to be shy.

The care of the students on the UAL International Summer School is very well catered for under the guidance of the Programme Coordinator who will be contactable 24*7 during the course.



This is the 12th year of the International Summer School. It is a fully immersive experience and students' benefit from connecting to other like-minded individuals from all across the world, in London's World City setting.

Tutors

You will be supported and taught by a diverse and experienced team of tutors from across the University, many of whom currently teach on the Foundation Diplomas in Art and Design



Noon Mitchelhill

"As tutors we all want you to make progress, learn new skills and broaden your outlook but also to bond as a group, make friends and have fun. We give you a taste of what it would be like to study on a foundation course.

At the end of the 3 weeks our aim is that you not only have a strong body of work to take home but also experiences, skills and new ways of working and thinking which will help you progress your work to the next level."

Project Theme

The city:
Old and new

During the first week of the course students will use the given theme to stimulate their visual research, which will be developed at various sites around London and during studio time at Wimbledon College of Arts. The visual research generated will provide a resource for subsequent workshops during week two and three, held at the other UAL sites.

3 week
6 Colleges
1 City



Artists for Contextual Reference

Before the course starts, it would be helpful to look at the work of some of the following practitioners. This will help you once you start the course to contextualise your own work and generate some ideas about how you might respond to the theme of cities and the urban environment:

Contextual references

Anish Kapoor
Thomas Heatherwick
Zaha Hadid
Richard Serra
Banksy
Frank Gehry
Hawksmore
Daniel Libeskind

International Summer School Course Structure

Week One - Research

In the first week you start your journey out and about in the vibrant city landscape. You will observe and gather visual ideas to inspire and inform the work, which you will go on to create and develop throughout the course.

Using your sketchbooks as visual research you will

- Explore London's Southbank area
- Visit the Tate Modern Gallery
- Visit the Victoria and Albert Museum and Serpentine Pavilions
- Make and record observations using a variety of medium, media and methods
- Collect a variety of observations to stimulate ideas for subsequent work
- Develop drawing to generate primary visual research

Wimbledon College of Arts

Research Development

Returning to the studio, you will continue to develop your research through drawing, collage, writing, photography, mark making and 3D modeling. There will be group discussions and 1:1 talks with tutors to encourage you to express your own personal responses to the theme 'City: Old and New', within the diversity of London's urban environment. The work produced during week 1 will provide you with a visual resource of ideas that can be used as stimuli for the workshops held in weeks 2 and 3.



Generate ideas and concepts in your sketchbook that reflect the theme
The city: Old and new

Week Two and Three

In weeks two and three you will participate in a variety of creative and hands on workshops where the focus will be on generating ideas, learning new creative processes and thinking about how to express your ideas and communicate visually in 2 and 3 dimensions.

The work during these weeks should be informed and inspired by the work you produced in week one.

Camberwell College of Arts

Drawing Workshop *

You will explore a variety of approaches to drawing, including contemporary and traditional methods. You will investigate placement and scale of image using composite and sequential drawing.

London College of Communication (LCC)

Media and Printmaking Workshops

Your visual research will be the starting point for development in a series of four media and design workshops. These will form one interlinked project across four disciplines which may include Film and Editing, Letterpress, Photograms and Woodwork. You will have the opportunity to adapt your drawings and sketches into these mediums.

*Hosted at Chelsea College of Arts due to building works taking place at Camberwell



Research led workshops
to help you use your
ideas from your
sketchbook

Week Two and Three continued...

London College of Fashion (LCF)

Fashion and Textile Workshop

You will experience two fashion textile processes: colour print and embellishment. You will develop design ideas from your original sketchbook to create a finished product that demonstrates your new techniques.

Central Saint Martin (CSM)

3D Design Workshop

You will create a 3 dimensional piece of work that can be worn on the body, and that reflects your interpretations of London and the city. You will undertake exercises with restricted materials to create 3-dimensional structures to be worn on the body to reflect your interpretations of London and the city. You will finish with a photoshoot and silhouette shoot.

Chelsea College of Arts

Visual Communication Workshop

You will use collage to create atmosphere and narrative. These collages will then become references for paintings as you bring the city to life in an inventive manner.

**Wimbledon College of Arts - Theatre Workshop

You will consider scale and visual dynamics by discovering previously unnoticed scenarios and locations. Moving around Chelsea in groups you will photograph miniature scaled figures in situ, and develop storylines for a presentation at the end of the day.

**Hosted at Chelsea College of Arts



Hands-on workshops to give you an experience to create and make your own art work.

WEEK ONE – RESEARCH					
	Monday	Tuesday	Wednesday	Thursday	Friday
10:00 – 12:30	Introduction	Research Skills & Ideas Development			
13:30 – 16:00	Visual Research Drawing & Photography off-site visit	Continuation	Continuation	Continuation	Continuation
Location	Chelsea – Lecture Theatre	Wimbledon	Wimbledon	Wimbledon	Wimbledon
16:00 – 17:00	GUEST SPEAKER				
Social Activity Sketch House					
WEEKEND ACTIVITIES					
Timetable subject to change					

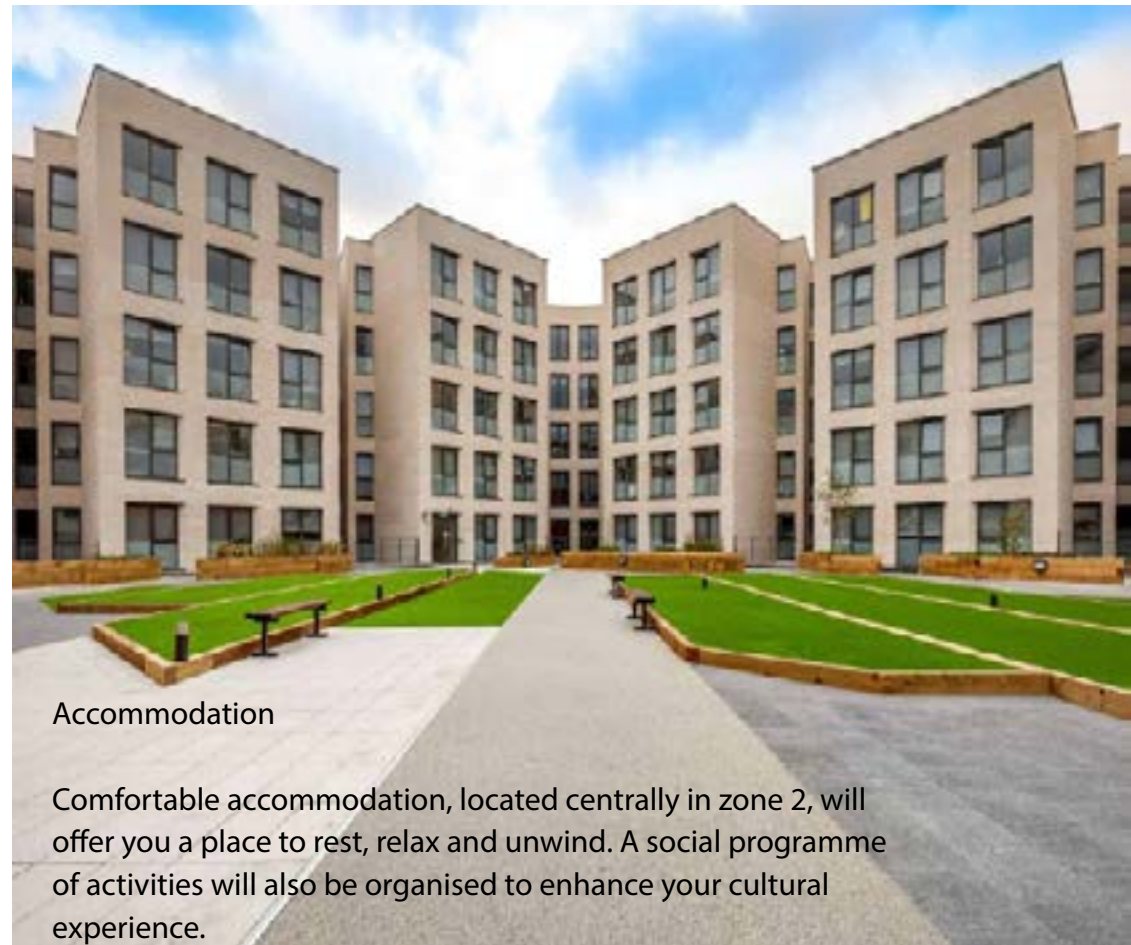
WEEK TWO - CREATIVE WORKSHOPS					
	Monday	Tuesday	Wednesday	Thursday	Friday
10:00 – 12:30	Drawing Workshop	Drawing Workshop	Media & Printmaking	Media & Printmaking	Fashion/Textiles
13:30 – 16:00	Continuation	Continuation	Continuation	Continuation	Continuation
Location	* Chelsea	Offsite	LCC	LCC	LCF
16:00 – 17:00	GUEST SPEAKER				
18:00	Social Activity Sketch House				
Location					
WEEKEND ACTIVITIES					
Timetable subject to change					
*Hosted at Chelsea College of Arts due to building works taking place at Camberwell					

WEEK THREE - CREATIVE WORKSHOPS						
	Monday	Tuesday	Wednesday	Thursday	Friday	
10:00 - 12:30	Fashion/Textiles	3D Design	3D Design	Graphic Design/ Visual Communication	Theatre	
13:30 - 16:00	Continuation	Continuation	Continuation	Continuation	Continuation	
Location	LCF	CSM	CSM	Chelsea	** Chelsea	
16:00 - 17:00	END OF COURSE CELEBRATION					
18:00	Social Activity Sketch House					
Location						

Timetable subject to change
 **Hosted at Chelsea College of Arts

SKETCH HOUSE

36 Clifton Terrace
Finsbury Park



Accommodation

Comfortable accommodation, located centrally in zone 2, will offer you a place to rest, relax and unwind. A social programme of activities will also be organised to enhance your cultural experience.



Social Programme



A programme of social activities will be organised to take place in the evenings and in the day during the weekends. These will vary each year, but in the past have included:

- Cooking in Halls
- Bowling
- Film Nights
- Visit Street Markets
- Visit to the Royal Observatory Greenwich
- BBQ



Previous Summer School Social Representative

A team of Social Representatives will also be available to help you settle in and answer any questions. Social Representatives will be contactable between 8pm and 8am.

"Working within the International Summer School as a social representative was the most memorable and exciting experience. I feel that I did inspire some students with my advice and knowledge in my area of expertise.



Sabrina Marshall
BA Fashion
Management

There were various outings and trips that we went on (some compulsory and others optional) which felt like hanging out with my friends.

I enjoyed assisting and helping students whenever they needed it and I enjoyed just having a laugh and chat too. For me, I was inspired by these young individuals who all had their own paths to follow. They all had various skills and techniques which I loved to see them use throughout this experience.

Teaching them the ways of London Life was interesting - This fast paced, creative city can take time to adapt to but I'm sure they got a taste of what their life could be like studying here".


Progression

During the course a series of guest lectures will take place to inform students about study and progression at each of the colleges. After completing the Summer School, many students often go on to undertake further studies ranging from Short Courses to Preparation and the Foundation Diploma in Art and Design.

To help you find out a little more about these courses we have compiled some useful information:

Short Courses

www.arts.ac.uk

 [shortcourses](#)

Over 20,000 UK and International students come to UAL each year to discover, develop or advance their creative skills through our short courses. We offer courses in a wide range of subjects for students from age 14+.

- 3d design and product design
- Animation, interactive, film and sound
- Architecture and spatial design
- Business management & science
- Communication and graphic design
- Curation and culture
- Fine art
- Illustration
- Journalism, PR, media and publishing
- Textiles and materials
- Theatre, screen and performance design
- Courses for teenagers

Preparation Courses


www.arts.ac.uk

 [preparation](#)

A range of courses designed to build and strengthen portfolios of work to support applications for further studies

Foundation Courses

www.arts.ac.uk

 [foundation](#)

The Foundation Diploma in Art and Design is a year-long course where you explore various art and design disciplines, experiment with a range of materials, methods and approaches, and build a portfolio.

Previous Summer School Students



"This summer I had the chance to be part of the International summer school at University of the Arts London . During these three weeks, I learned so much about myself , I learned that I am capable to go further with my ideas and do great things. Being surrounded with many young artists was really helpful because it was competitive but also really fun and it made me more confident. I also realised that if I work hard one day I can be a student of this University".

Catherine Dayoub, UAL International School 2016

"It was an eye opening experience and I met amazing people who are now my closest friends. From the International Summer School I acquired a sense of confidence and knowledge about the arts that most people my age don't have".

Devereaux Cates, UAL International School 2016

TRAVEL ADVICE

Travelling on the underground

- Stand on the **RIGHT** hand side of the escalators at all times.
- Stand behind the yellow line on platform stations.

If you get lost:

- Stop at a London Underground map and/or ask for assistance
- Call the emergency contact person who can advise you.

Remember! Mobile phones do not work on the underground service, although free WiFi is available on certain networks. Head to street level to make any calls.

Safety & Security

- UK traffic always travels on the **LEFT** hand side on the road
- Keep watch of your belongings
- Beware of pick pockets, especially on the Underground service.

Useful Telephone Numbers:

Transport for London (Trains & Buses)

- Tel: +44 (0) 343 222 1234 (24 hour Information Call Centre)
- Web: www.tfl.gov.uk

Oyster Cards

- Your Oyster Card is valid for London buses and the underground/overground train service Zones 1- 3 in the research week (week 1) and then zones 1-2 for the application weeks (weeks 2 & 3) – go outside of these zones (marked on the map) and you won't be allowed to travel or risk being charged. To travel in zones 4, 5 & 6 you will need to buy an additional ticket.
- If your oyster card does not work when scanned at an entrance speak to a member of the underground staff who should let you through.
- If you should lose your oyster card you will need to buy a replacement travel card to get to your destination.

And finally - while it is very easy to get lost in London it is incredibly hard to stay lost so don't panic!

Sketch House

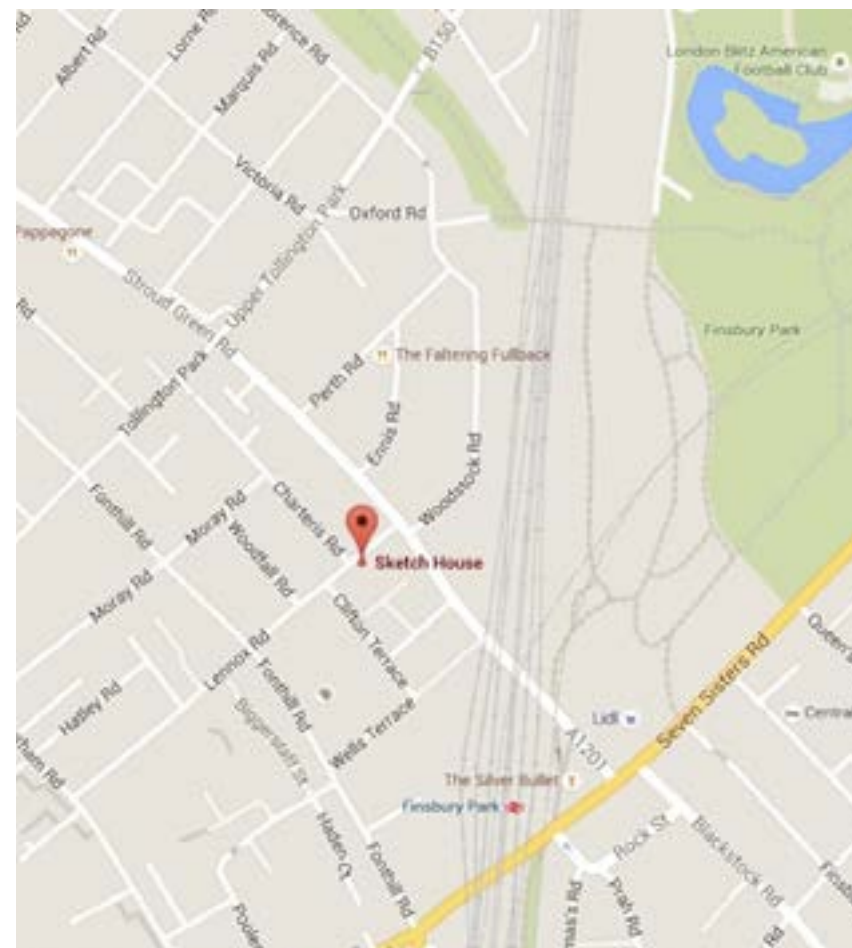
36 Clifton Terrace

Finsbury Park

Nearest Underground (tube) Station:

Finsbury Park (Zone 2)

(Piccadilly Line; Victoria Line)



Sketch House to: [Wimbledon College of Arts](#)

Merton Hall Road, London, SW19

Finsbury Park (Underground station) to Wimbledon (Rail Station)

- Walk to Finsbury Park Underground Station (Zone 2)
- Take the Victoria Line (towards Brixton). Stop at Vauxhall Rail Station (Zone 1/2)
- Take the (overground) South West train from Vauxhall Rail Station to Wimbledon Rail Station (Zone 3)
- From Wimbledon Rail Station walk to Wimbledon College of Arts



Sketch House to: [Chelsea College of Arts](#)

16 John Islip Street, London, SW1P 4JU

Finsbury Park to Pimlico underground station

- Walk to Finsbury Park underground station (Zone 2):
- Take the Victoria Line (towards Brixton). Stop at Pimlico underground station.
- Exit to street level at Pimlico Underground Station (Zone 1)
- Cross Vauxhall Bridge Road and proceed down John Islip road to the Chelsea College of Arts (see map below)



Sketch House to: [London College of Communication \(LCC\)](#)

Elephant & Castle, London, SE1 6SB

Finsbury Park (Underground station) to Elephant & Castle (Underground station)

- Walk to Finsbury Park underground station (zone 2). Take the Victoria Line to Oxford Circus.
- At Oxford Circus change to the Bakerloo Line to Elephant & Castle.
- When you arrive at Elephant & Castle (which is a tall office building), use the pedestrian crossings to cross the road to LCC (see map below).

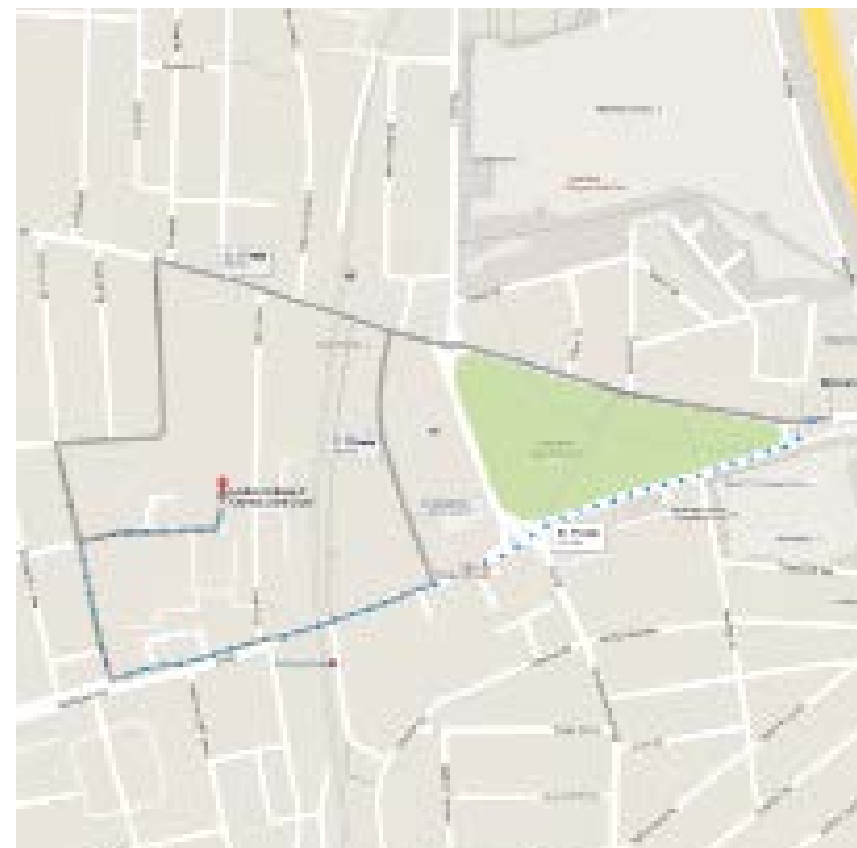


Sketch House to: [London College of Fashion \(LCF\)](#)

40 Lime Grove, London W12 8EA

Finsbury Park (Underground station) to Shepherds Bush (Underground station)

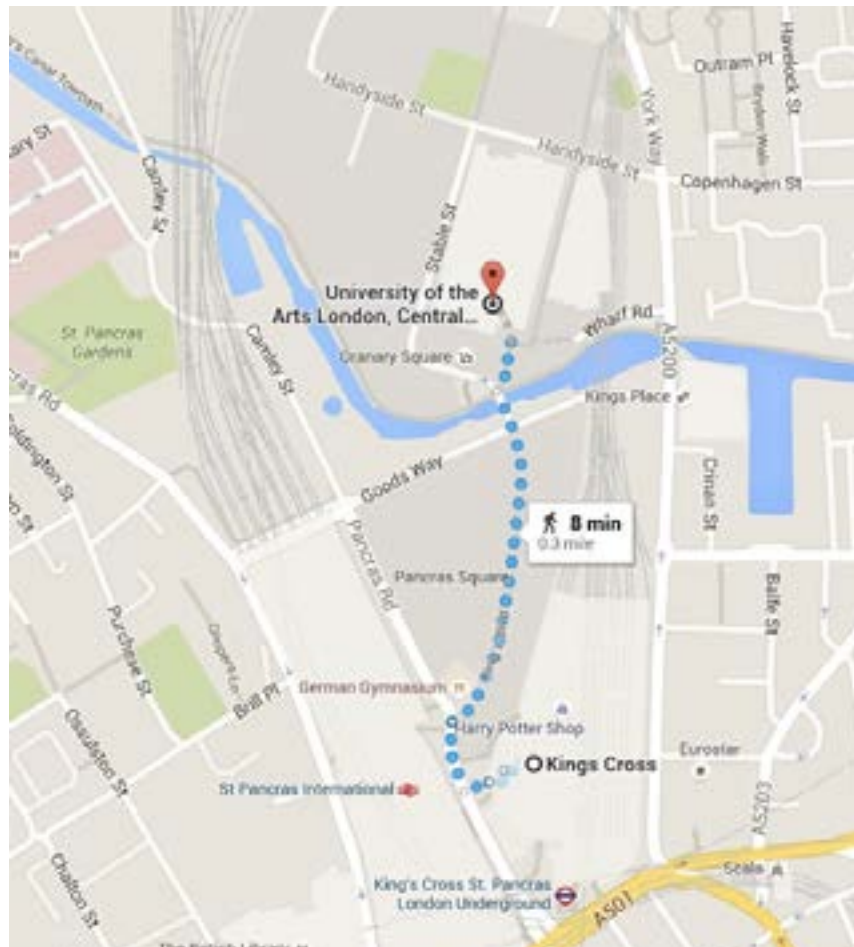
- Walk to Finsbury Park Underground Station (zone 2). Take the Victoria Line to Oxford Circus.
 - At Oxford Circus change to the Central Line to Shepherds Bush.
 - From Shepherds Bush Underground Station walk to the London College of Fashion (Lime Grove).
- See map below.



Sketch House to: [Central Saint Martins \(CSM\)](#)

Granary Building, 1 Granary Square, King's Cross, London N1C 4AA

- Walk to Finsbury Park (Underground Station)
- Take the Victoria Line OR Piccadilly Line to Kings Cross
- At Kings Cross Station exit via the Regent's Canal Exit and turn right to follow the pedestrian route over the canal to Central Saint Martins.



Camberwell, Chelsea and
Wimbledon Short Courses
16 John Islip Street
London SW1P 4JU

+44 (0)20 7514 6311
ccwshortcourses@arts.ac.uk
www.arts.ac.uk/chelsea/courses/short-courses



Search Chelsea Short Courses

Designed by Zhen Liang
Cover page image by Benjamin Edmunds,
BA (Hons) Fine Art: Painting, Wimbledon College of Art
Photography by Alys Tomlinson

Disclaimer

Whilst every endeavour will be made to provide the courses and services described in this handbook, the University of the Arts London reserves the right to make such changes as may be appropriate for reasons of operational efficiency or due to circumstances including industrial action beyond its control.